

FLOOR MACHINE ACCESSORY GUIDE

FLOOR MACHINE BRUSHES AND STANDARD PAD DRIVER



Carpet Brush:
13" 6011
17" 6014
20" 6020

These carpet brushes massage the dirt from the carpet for a deeper cleaning action.



Poly Scrub Brush:
17" 6022
20" 6024

The poly scrub brush is highly resistant to chemicals, fungus, and bacteria. It is ideal for general scrubbing, wet scrubbing, as well as stripping and re-coating applications.



Bassine Scrub Brush:
17" 6022-BAS
20" 6024-BAS

The bassine scrub brush is used for general scrubbing purposes. Its water absorption properties make it an excellent, affordable, choice for hard surface scrubbing.



Scrub Grit Brush:
17" 6016-SCRUB
20" 6017-SCRUB

The scrub grit brush works excellent for frequent maintenance cleaning. It is flexible enough for cleaning narrow grout lines and uneven surfaces.



Nylon Grit Brush:
17" 6016
20" 6017

The nylon grit brush is a very popular aggressive brush used for general scrubbing and stripping finishes on hard surfaces. It can also be used to clean wide grout lines.



Strata Grit Brush:
17" 6016-STRATA
20" 6017-STRATA

This is the most aggressive grit brush. It has a heavier gauge nylon with a larger grit and is used for aggressive scrubbing of concrete surfaces and aggressive stripping of resilient floors.



Polish Brush:
17" 6021
20" 6023


These polish brushes have a combination of Palmyra and White Tampico and are used in hard surface polishing applications.



Pad Driver:
13" 6010
17" 6012
20" 6013

This superior tufted pad driver has heavy polypropylene strands that are offset at 1/2" and are staple set into the block. The tufts (strands) penetrate into the floor pad for secure holding power.

FLOOR MACHINE SPECIALTY DRIVERS & SCRAPER




Sand-Away Driver:
17" 6025

This sandpaper driver is a plastic one-piece block. It has a 3/8" foam pad and stamped metal centering device which provides great holding power. It is lightweight and works great.



Rotary Scraper:
17" 6034


The rotary scraper weighs 26# and is used primarily for surface preparation. It comes with 6 - 1" cutting heads.



Orbital Diamond Driver:
17" 6035

The orbital diamond driver weighs 36#. It has 6 - 4" independent rotating Velcro backed faces that rotate at 500-600 RPM. It is typically used for shaping, grinding and polishing granite, marble, and concrete depending on the disc you use.

FLOOR MACHINE DUST CONTROL RING



The weighted diamond pad driver weighs 46# and is used with steel wool, scrub pads, and diamond pads for heavy scrubbing, polishing, and light grinding.

Weighted Diamond Pad Driver:
17" 6036



The dust control ring is used to hook a vacuum to your floor machine to collect the dust. Mainly used in dusting and grinding applications

17" Dust control Ring	9017-DUST
17" Dust Control Ring for BULL	9017-DUST-BULL
20" Dust Control Ring	9002-DUST

FLOOR MACHINE WEIGHTS & MOUNT



25# Horseshoe Weights (1 each)	9000-WEIGHT
Mounting System	9000-MOUNT

Add up to 3 of these 25# weights to the heavy duty machines for better scrubbing, sanding, and grinding. They require the mounting system that must be ordered with the machine.

FLOOR MACHINE SOLUTION TANK



4 Gallon 6006A

Add a solution tank to ease the application of your solutions to the floor.

Please Call Us If You Have Additional Questions or To Place an Order
800-597-3336
www.crusadermfg.com